

Safety of Journalists Country Report

Romania

Generated on June 19, 2026

Report Authors

Natalia Vasilendiuc (University of Bucharest, Romania)

Gheorghe Anghel (University of Bucharest, Romania)

Antonia Matei (University of Bucharest, Romania)

Carmen Ionescu (University of Bucharest, Romania)

Andrada Fiscutean (University of Bucharest, Romania)

Alexandra Bardan (University of Bucharest, Romania)

Bogdan Oprea (University of Bucharest, Romania)

Rodica Melinda Șuțu (University of Bucharest, Romania)

Romania's ranking in the Global Index on Journalists' Safety indicates both strong points and long-standing weaknesses in its four dimensions of safety. The physical safety dimension indicates relatively low rates of direct violence or physical intimidation against journalists, possibly because democratic norms permit stronger legal protection. Psychological safety emphasizes a working environment in which media professionals are likely to have some level of peer support and a relatively cohesive press corps, although pressures from the political actors and media owners remain real. On the other hand, digital safety stands reflects ongoing vulnerability to online spying, cyber-attacks, and social-media bullying, areas where Romanian media are still somewhat short of global best practices. Lastly, the economic domain signifies risky economic conditions among the media environment, considering that domestic media align with low and unstable sources of revenue, thereby compromising both journalists' welfare and their editorial independence. Between 2022 and 2025, there have been several socio-political and economic developments that have impacted journalistic safety, with combined effects on Romania's ranking. Physical safety remained relatively solid, underpinned by ad hoc legal reforms and greater public pressure after sporadic incidents of intimidation. However, the increasingly polarized atmosphere, often fuelled by social-media confrontations, maintained psychological pressure at a high level for the majority of journalists. In reaction, some newsrooms have launched mental-health initiatives or training modules to help build resilience among journalists and better prepare them to deal with online pressure. While there have been incremental attempts to reinforce cybersecurity practices and increase digital literacy, Romania lags behind countries that have invested more in defensive practices and digital education, as hacking and doxing have grown more sophisticated. Lastly, while there has been some public discussion around improving financial security for independent journalism, specifically in the form of grants or dedicated policy initiatives, progress has been slow. Rising inflation and general economic uncertainty have further increased vulnerabilities faced by smaller regional outlets. As such, the interplay between heightened physical and psychological security, newly emerging digital threats, and still vulnerable financial terms remains a standout characteristic of Romania's journalistic environment. We would like to thank the numerous Romanian public and private media outlets for their invaluable contributions and support.

Safety Index Scores

Overall Safety Score

83.27

Safety Dimensions

Physical Safety

89.48

Psychological Safety

77.96

Digital Safety

83.86

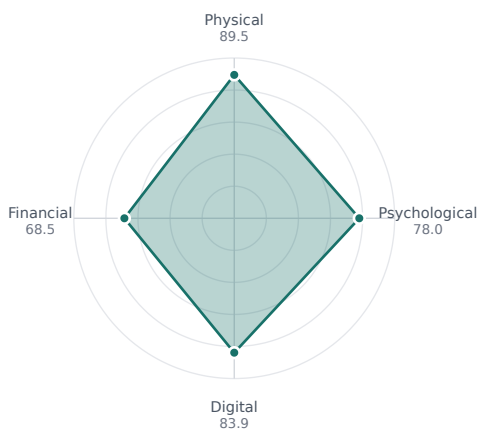
Financial Safety

68.49

Overview

The Safety of Journalists Index provides a comprehensive measurement of journalist safety across four dimensions. The charts below show how Romania performs across each dimension and highlight any gender-based disparities.

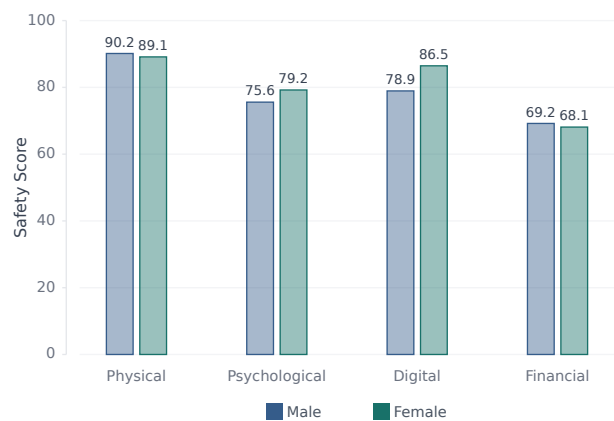
Safety Dimensions Overview



Safety Dimensions

This radar chart displays how the country performs across all four safety dimensions, revealing areas of strength and concern.

Gender Safety Gap by Dimension



Gender Safety Gap

This comparison highlights differences in safety experiences between male and female journalists, revealing potential gender-based disparities.

Physical Safety

The physical dimension carries **50% weight in the safety index**.

0

Journalist Killings

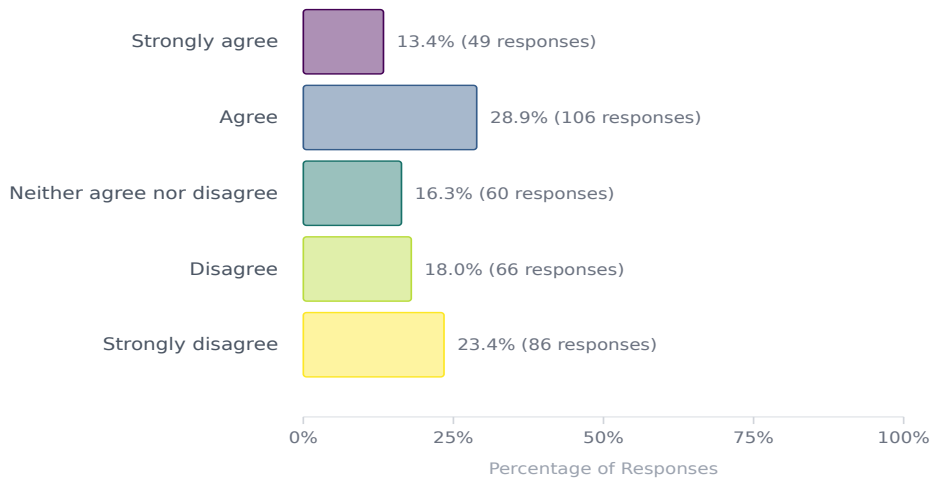
2016-2024

No journalist killings have been recorded in Romania between 2016 and 2024.

Note: This indicator carries 35% of the weight within the physical dimension of the Safety Index, making it the most significant factor in this category.

Data sourced from UNESCO Observatory of Killed Journalists.

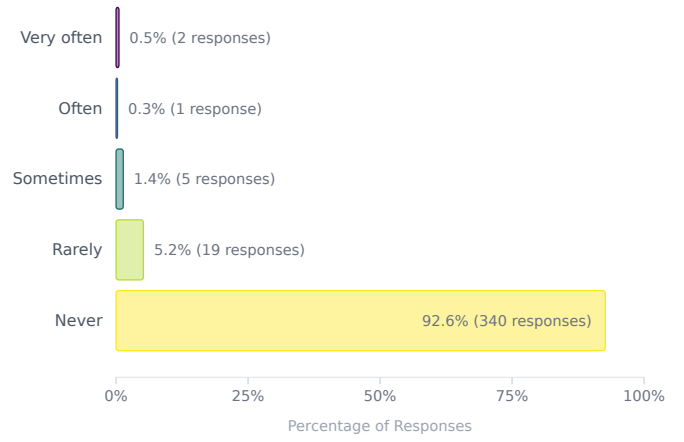
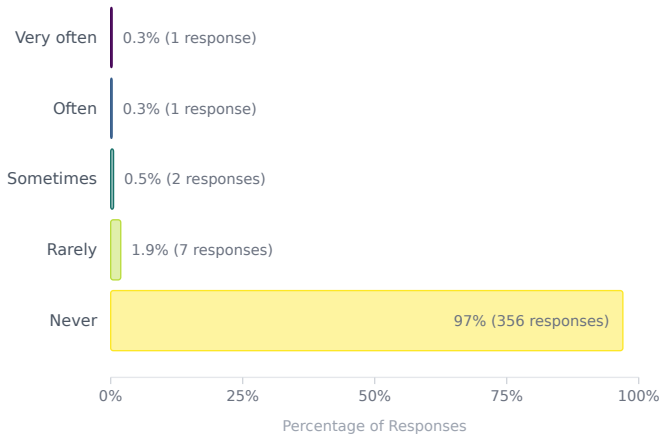
Responses to: "I am concerned about my physical wellbeing" (20% weight in physical dimension)



Responses to: "In the last five years, how often have you experienced any of the following actions related to your work as a journalist?"

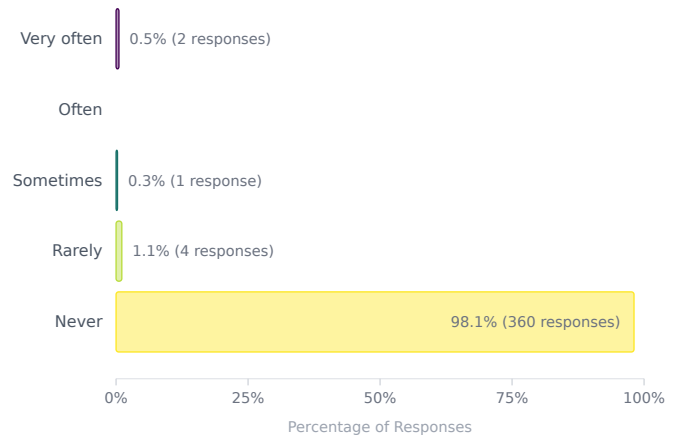
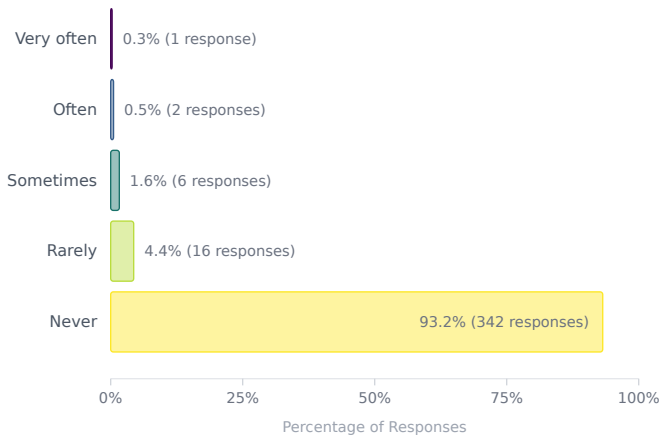
Arrests, detentions or imprisonment (15% weight in physical dimension)

Sexual assault or sexual harassment (15% weight in physical dimension)



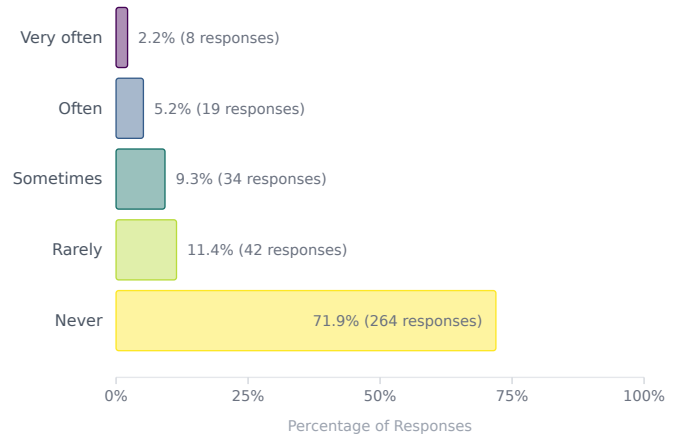
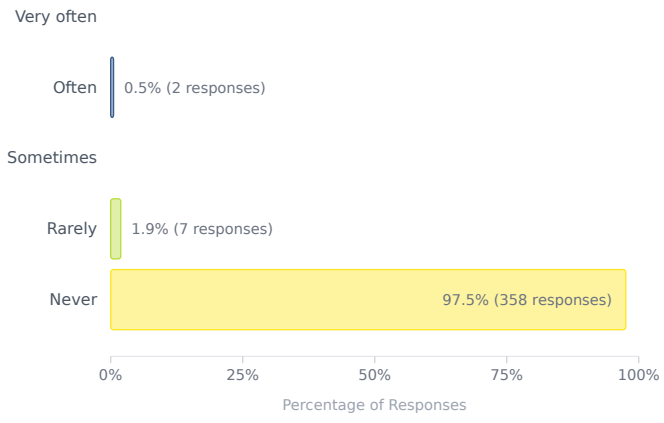
Other physical attacks (15% weight in physical dimension)

Abductions (did not contribute to calculation)



Office raids or seizures or damage of equipment (did not contribute to calculation)

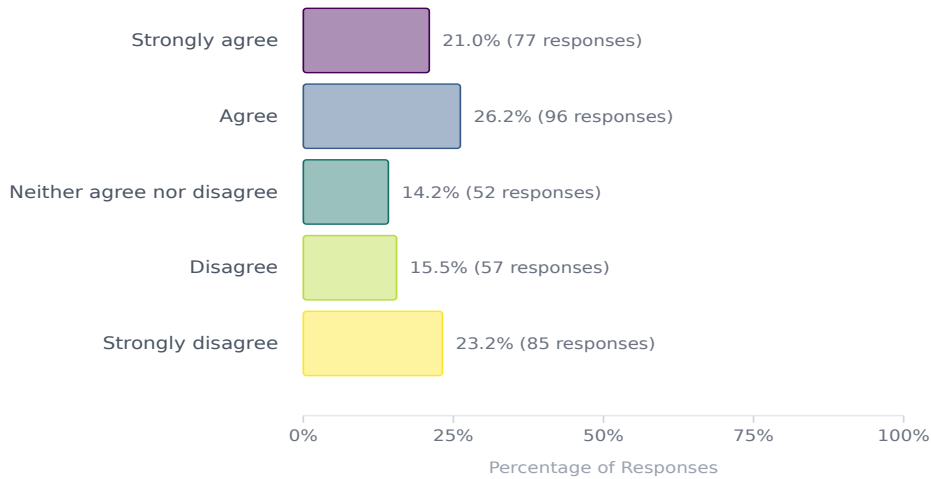
Being required to work in an environment where COVID-19 had easily spread (did not contribute to calculation)



Psychological Safety

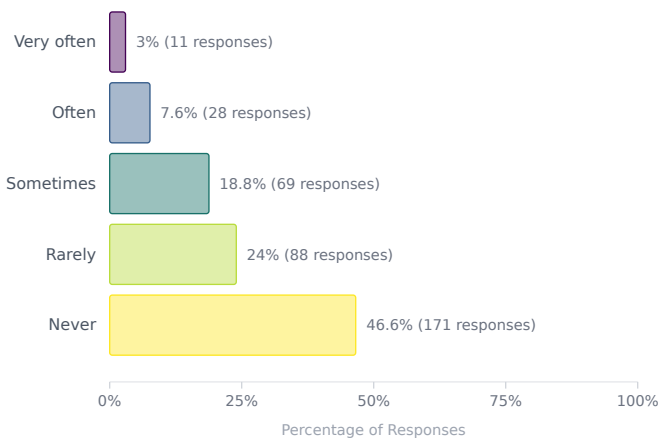
The psychological dimension carries **25% weight in the safety index**.

Responses to: "I am concerned about my emotional wellbeing" (20% weight in psychological dimension)

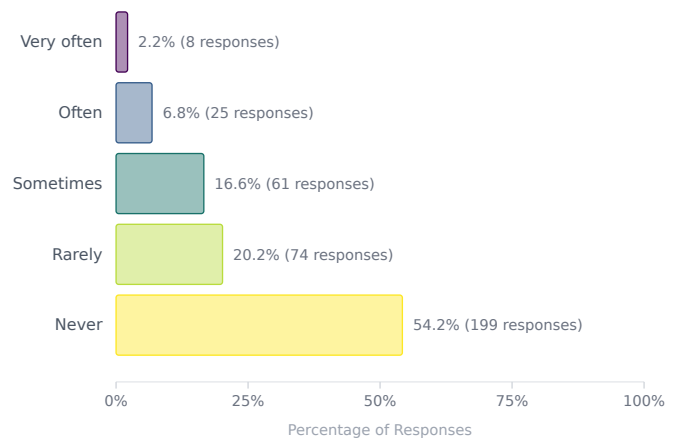


Responses to: "In the last five years, how often have you experienced any of the following actions related to your work as a journalist?"

Demeaning or hateful speech directed at you (16% weight in psychological dimension)



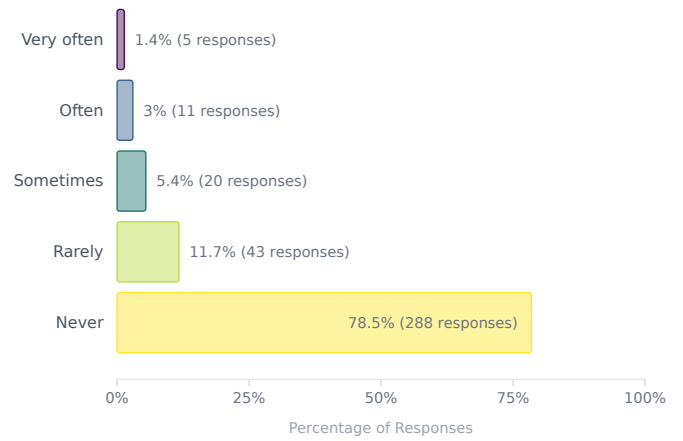
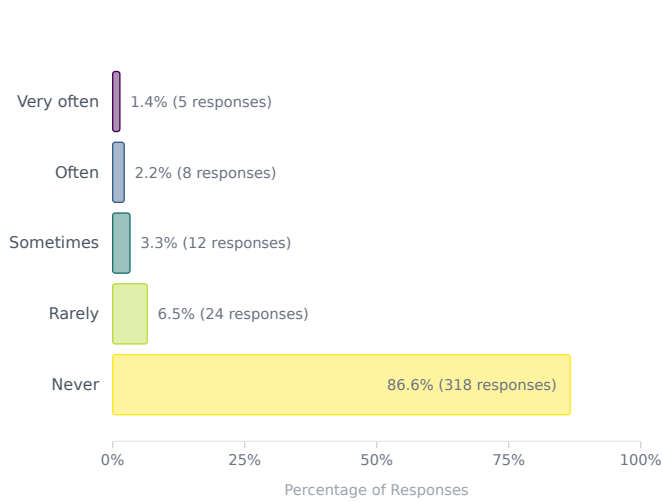
Public discrediting of your work (16% weight in psychological dimension)



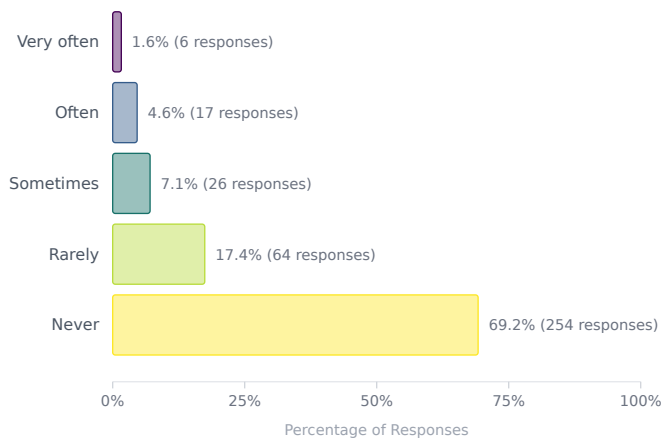
Legal actions against you because of your work (16% weight in psychological dimension)

Stalking (16% weight in psychological dimension)

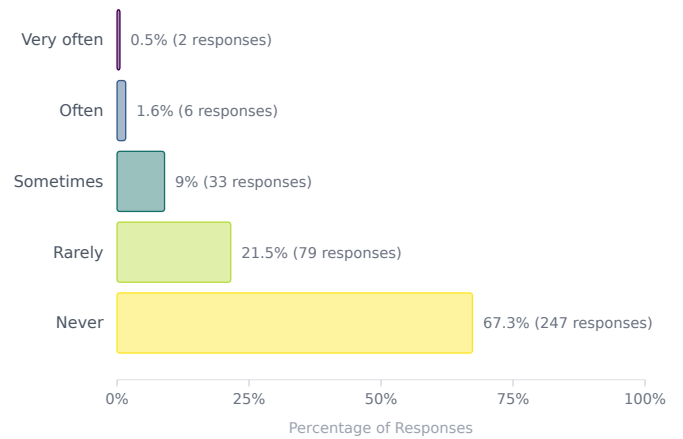
dimension)



Other threats or intimidation directed at you (16% weight in psychological dimension)

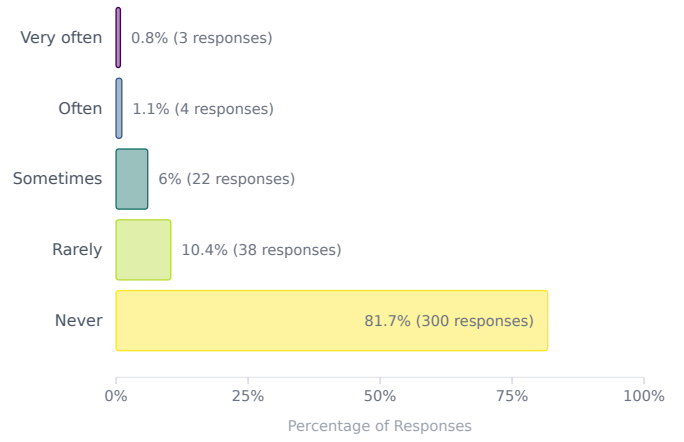
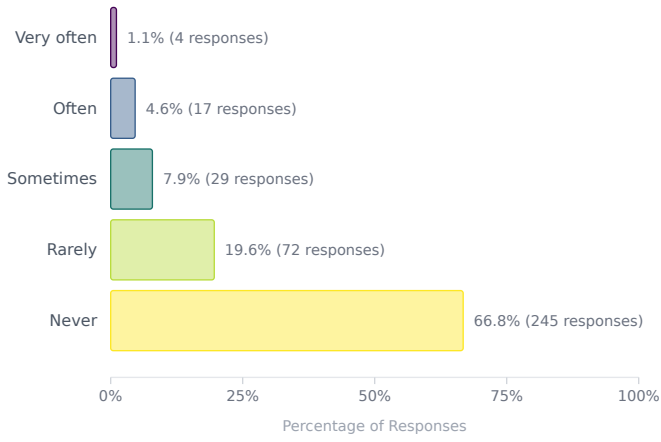


Coercion (did not contribute to calculation)

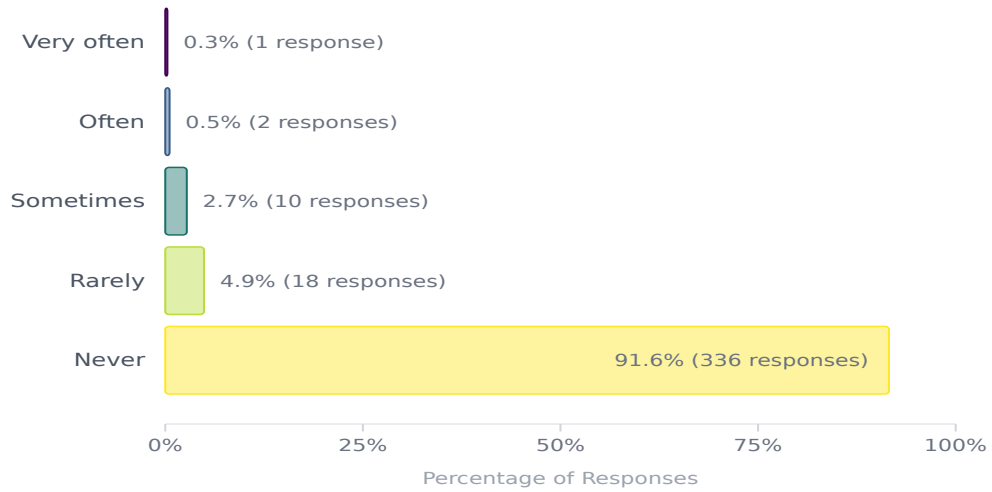


Questioning of your personal morality (did not contribute to calculation)

Workplace bullying (did not contribute to calculation)



Intimidation that targets your family or close associates (did not contribute to calculation)

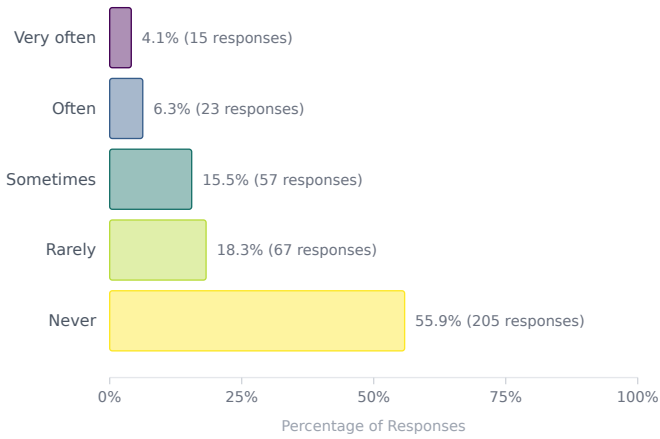


Digital Safety

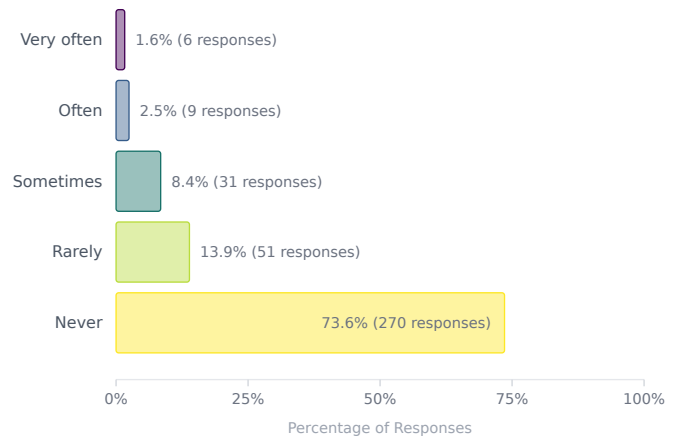
The digital dimension carries **12.5% weight in the safety index.**

Responses to: "In the last five years, how often have you experienced any of the following actions related to your work as a journalist?"

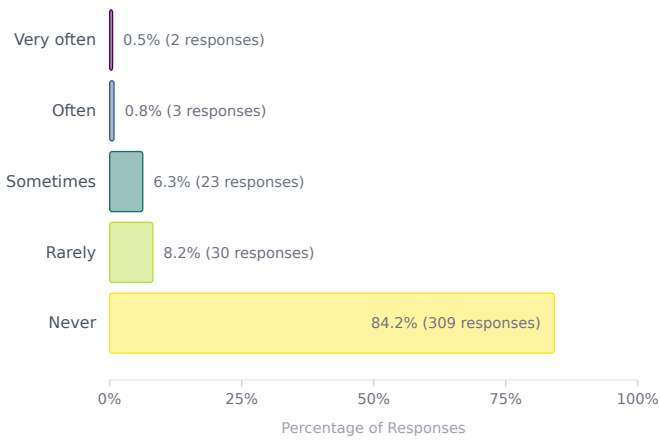
Surveillance (50% weight in digital dimension)



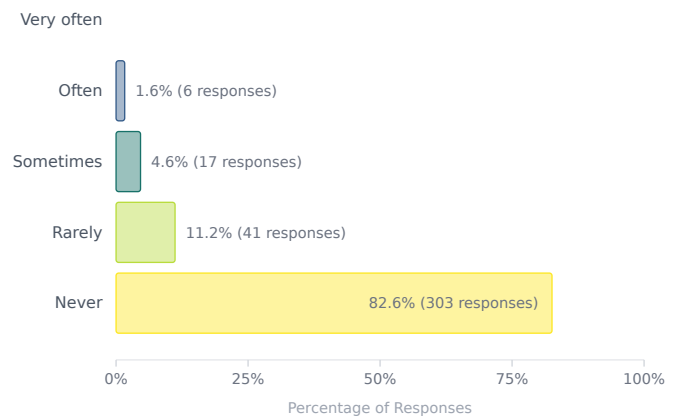
Hacking or blocking of social media accounts or websites (50% weight in digital dimension)



Others using your byline for fabricated or manipulated stories (did not contribute to calculation)



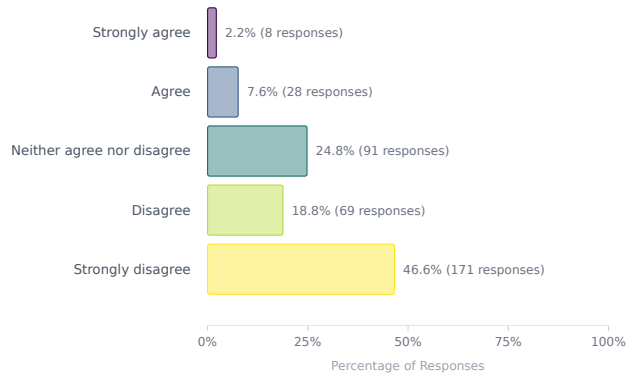
Others disseminating your personal information (did not contribute to calculation)



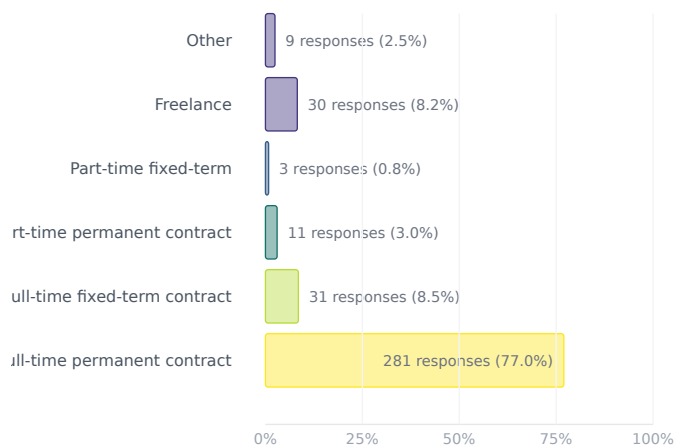
Financial Safety

The financial dimension carries **12.5% weight in the safety index.**

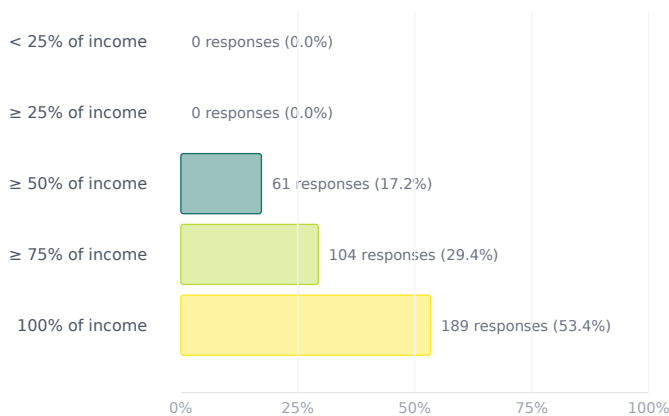
Responses to: "I am worried about losing my job in journalism within the next 12 months" (20% weight in financial dimension)



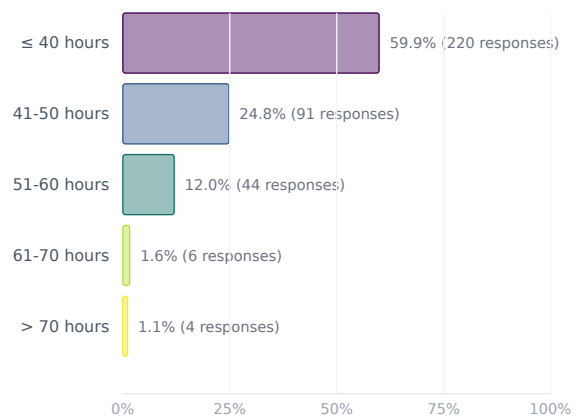
Responses to: "Which of the following categories best describes your current working situation as a journalist?" (20% weight in financial dimension)



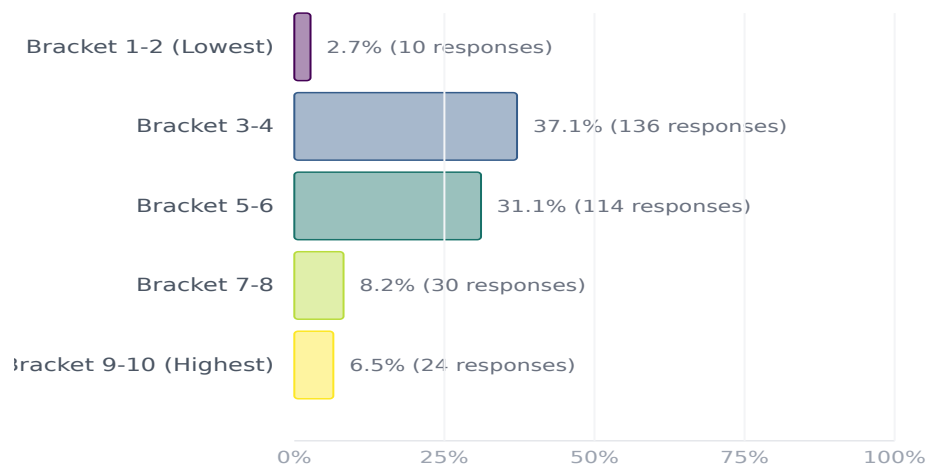
Responses to "Approximately what percentage of your overall work-related income comes from your work as a journalist?" (20% weight in financial dimension)



Responses to: "How many hours a week on average do you work as a journalist?" (20% weight in financial dimension)



Responses to: "In which of the following categories does your salary as a journalist fall?" (20% weight in financial dimension)



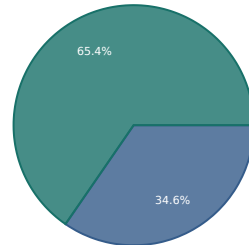
Options are given on a 10-point scale specific to each country.

Demographics

This section contains demographic information about survey respondents from Romania.

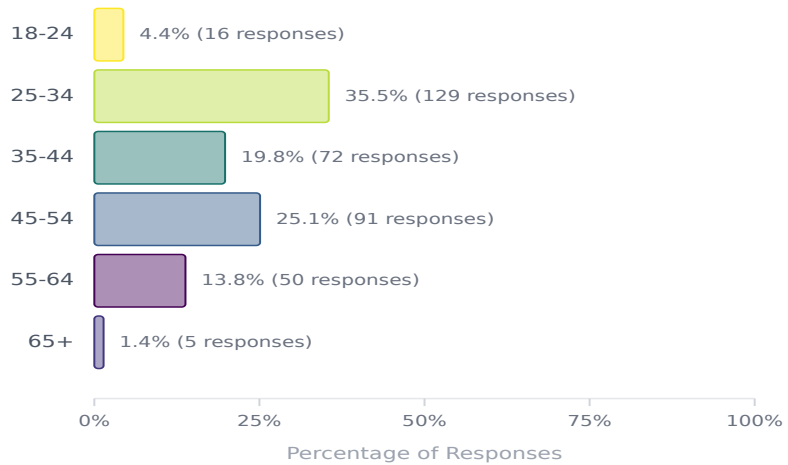
Gender Breakdown of Respondents

Survey Participation



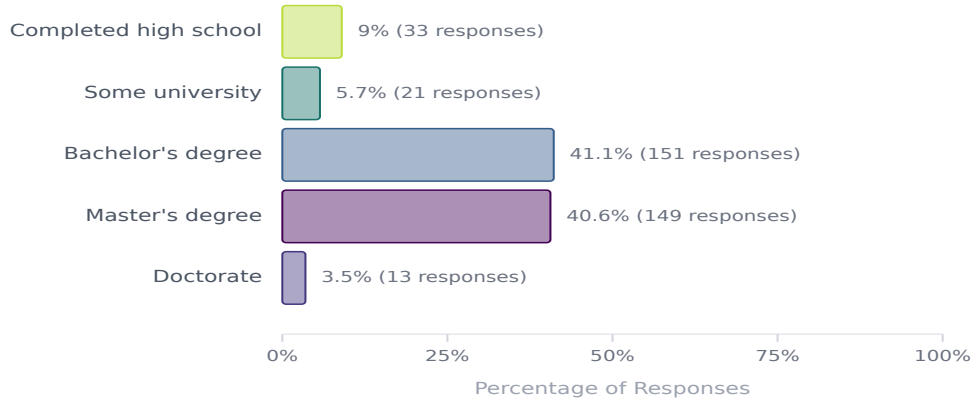
Male (127, 34.6%) Female (240, 65.4%) Other (0, 0.0%)

Age Distribution of Respondents

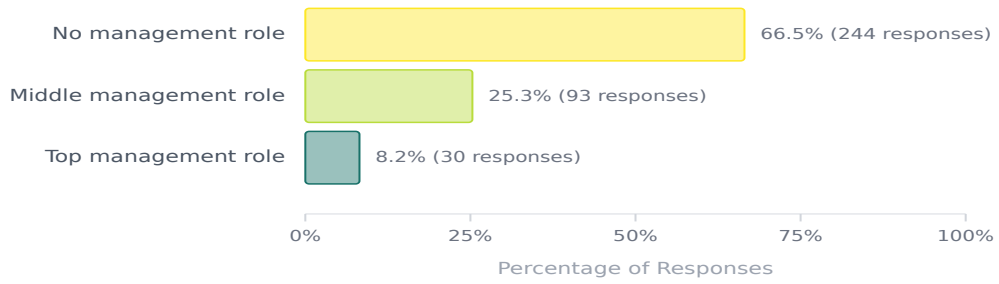


Education Level of Respondents

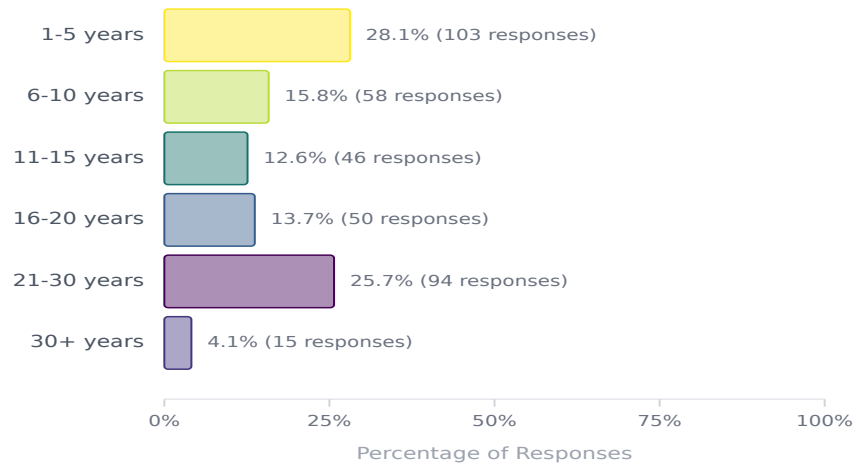
ot completed high school



Workplace Position of Respondents



Years of Experience as Journalist



For more detailed information about the methodology and complete findings, please visit the full country page at: <https://safetyofjournalists.org/index/country/romania>

© 2026 - A joint initiative between the University of Liverpool and the Worlds of Journalism Study, in co-operation with UNESCO

For more information, visit safetyofjournalists.org

Document generated automatically on June 19, 2026 at 01:41