

Safety of Journalists Country Report

Bhutan

Generated on May 6, 2026

Report Authors

Bunty Avieson (University of Sydney, Australia)

Beate Josephi (University of Sydney, Australia)

Bhutan is a peaceful country of less than a million people, with a benevolent monarchy which established independent media in 2006,

and voluntarily handed power to a government elected by the people in 2008. While journalists in Bhutan have low fear of physical harm from their reporting, they express slightly more concerns about digital and psychological safety. This may reflect the pressures of reporting in a small society, with strong familial networks, all highly connected by social media. However the sense of safety provided by job security is significantly low, which reflects the economic precarity that has faced the private media since its inception. It would also be the result of the severe economic hardship facing the country coming out of the pandemic. This has resulted in reduced media funding, and staffing as many journalists left for jobs or to study overseas.

Safety Index Scores

Overall Safety Score

77.73

Safety Dimensions

Physical Safety

87.72

Psychological Safety

70.16

Digital Safety

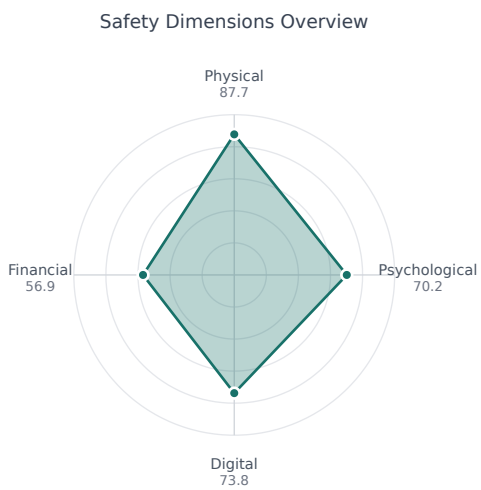
73.75

Financial Safety

56.87

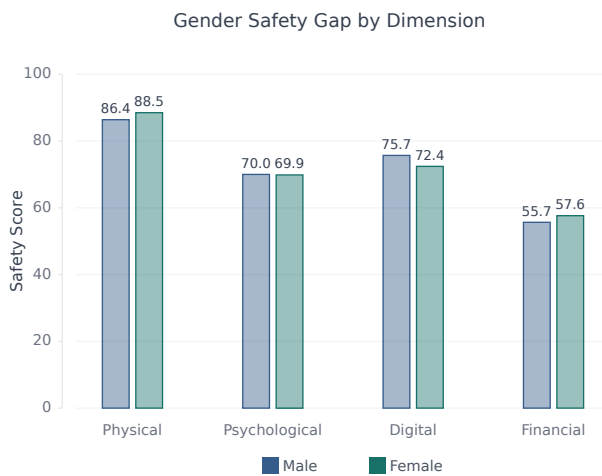
Overview

The Safety of Journalists Index provides a comprehensive measurement of journalist safety across four dimensions. The charts below show how Bhutan performs across each dimension and highlight any gender-based disparities.



Safety Dimensions

This radar chart displays how the country performs across all four safety dimensions, revealing areas of strength and concern.



Gender Safety Gap

This comparison highlights differences in safety experiences between male and female journalists, revealing potential gender-based disparities.

Physical Safety

The physical dimension carries **50% weight in the safety index**.

0

Journalist Killings

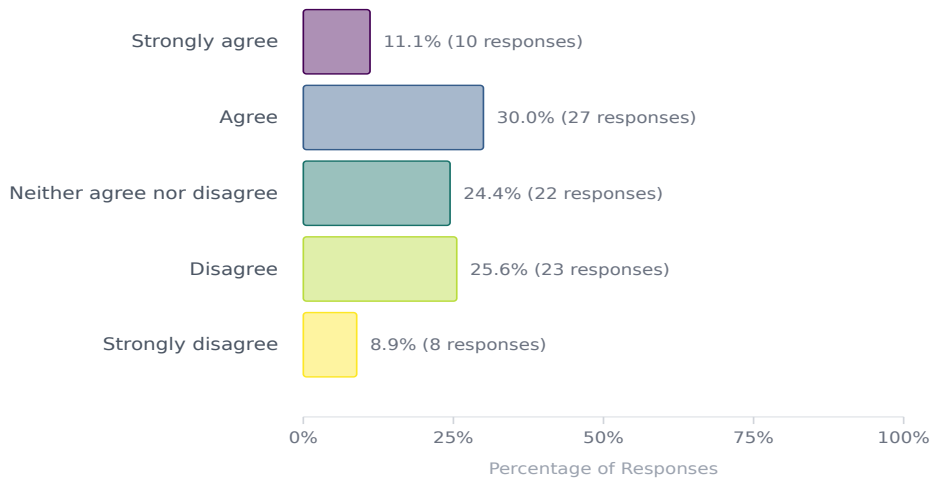
2016-2024

No journalist killings have been recorded in Bhutan between 2016 and 2024.

Note: This indicator carries 35% of the weight within the physical dimension of the Safety Index, making it the most significant factor in this category.

Data sourced from UNESCO Observatory of Killed Journalists.

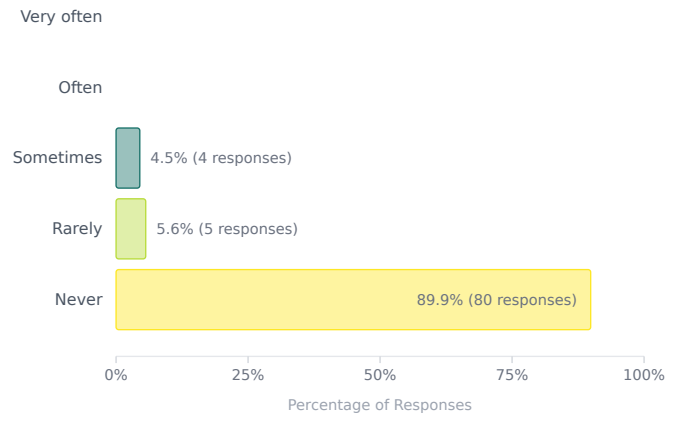
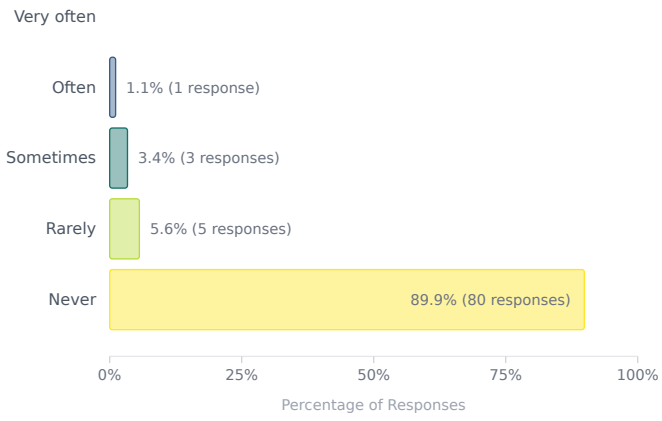
Responses to: "I am concerned about my physical wellbeing" (20% weight in physical dimension)



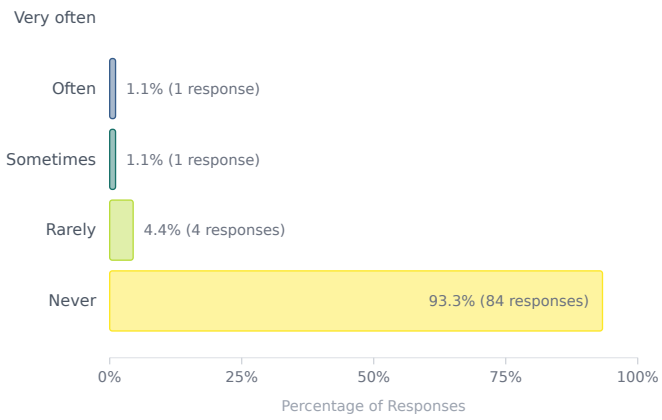
Responses to: "In the last five years, how often have you experienced any of the following actions related to your work as a journalist?"

Arrests, detentions or imprisonment (15% weight in physical dimension)

Sexual assault or sexual harassment (15% weight in physical dimension)



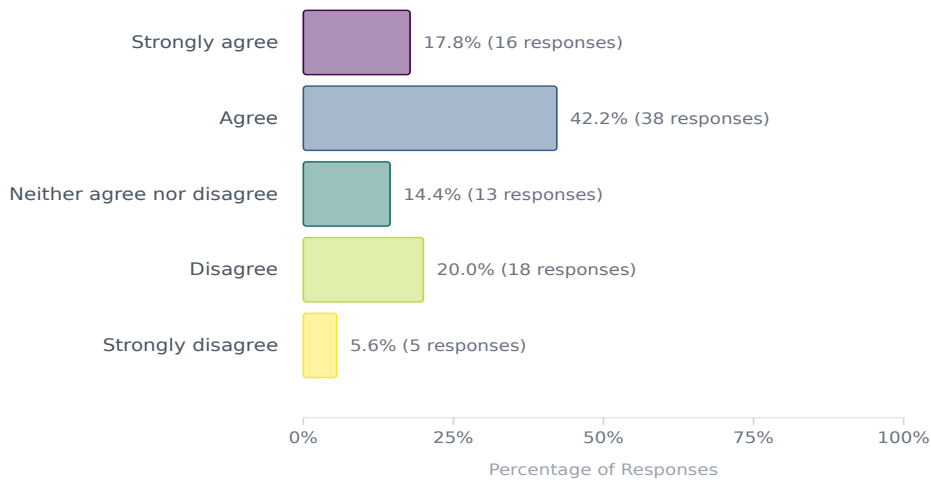
Other physical attacks (15% weight in physical dimension)



Psychological Safety

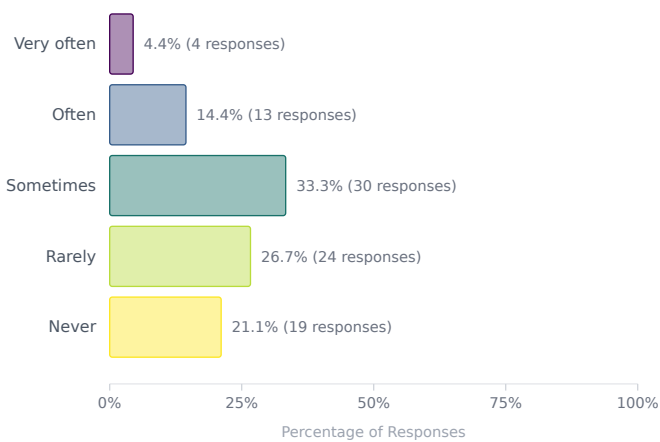
The psychological dimension carries **25% weight in the safety index**.

Responses to: "I am concerned about my emotional wellbeing" (20% weight in psychological dimension)

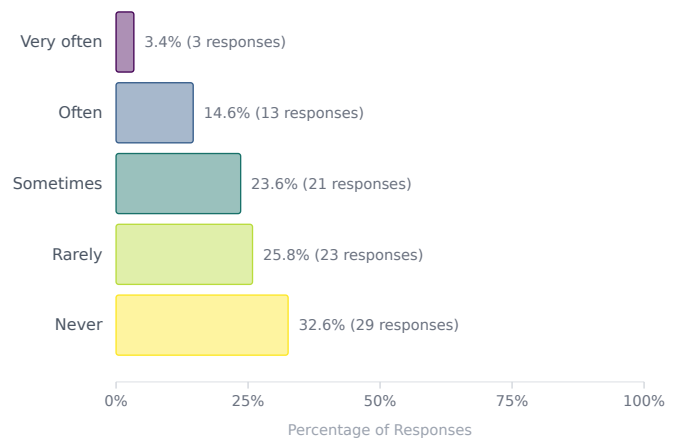


Responses to: "In the last five years, how often have you experienced any of the following actions related to your work as a journalist?"

Demeaning or hateful speech directed at you (16% weight in psychological dimension)



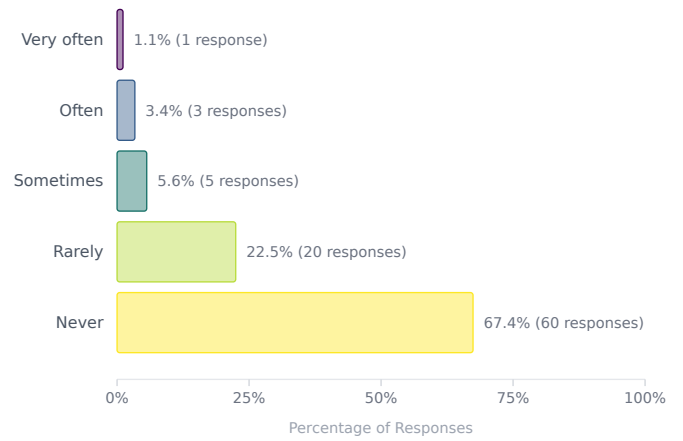
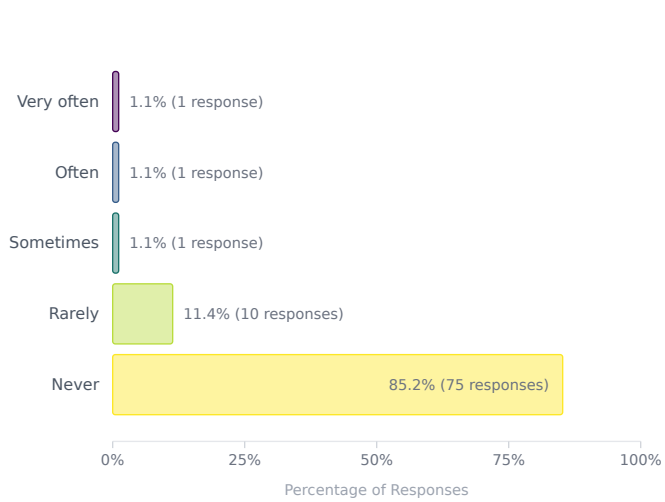
Public discrediting of your work (16% weight in psychological dimension)



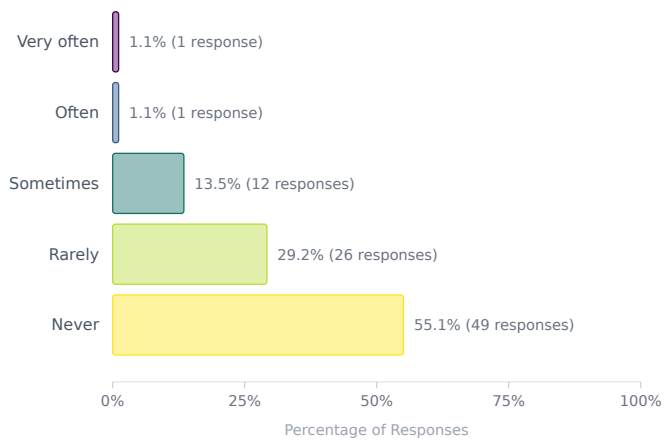
Legal actions against you because of your work (16% weight in psychological dimension)

Stalking (16% weight in psychological dimension)

dimension)



Other threats or intimidation directed at you (16% weight in psychological dimension)

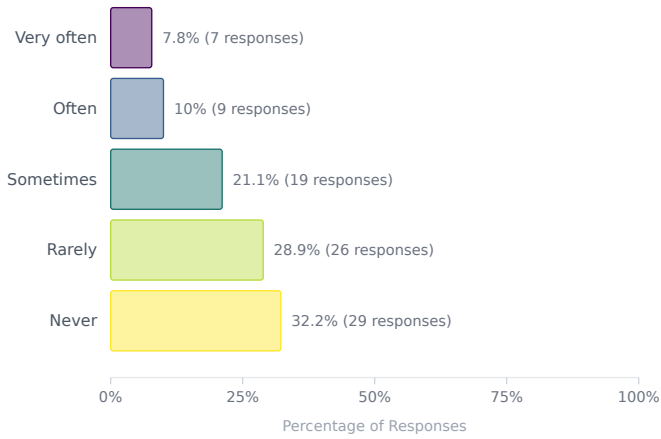


Digital Safety

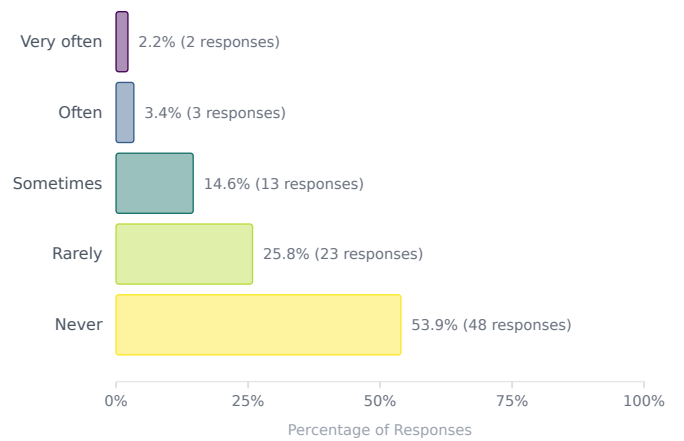
The digital dimension carries **12.5% weight in the safety index.**

Responses to: "In the last five years, how often have you experienced any of the following actions related to your work as a journalist?"

Surveillance (50% weight in digital dimension)



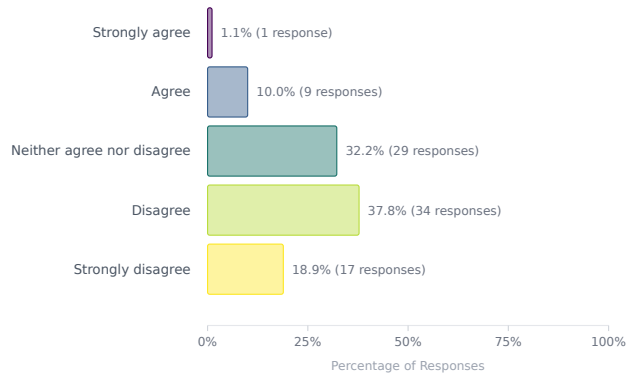
Hacking or blocking of social media accounts or websites (50% weight in digital dimension)



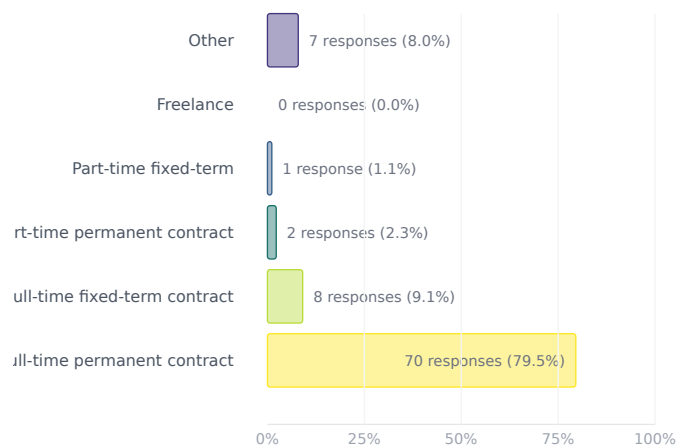
Financial Safety

The financial dimension carries **12.5% weight in the safety index.**

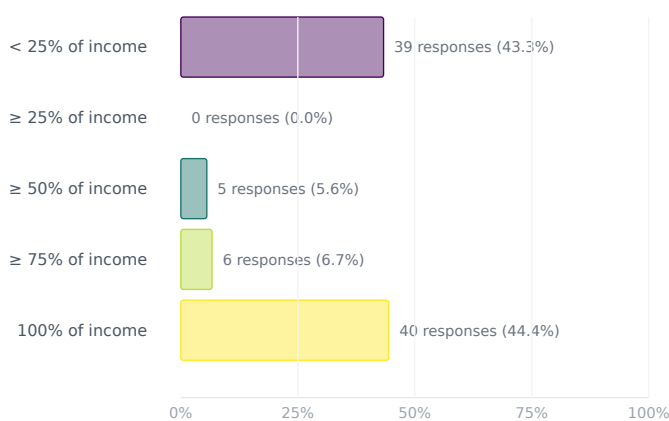
Responses to: "I am worried about losing my job in journalism within the next 12 months" (20% weight in financial dimension)



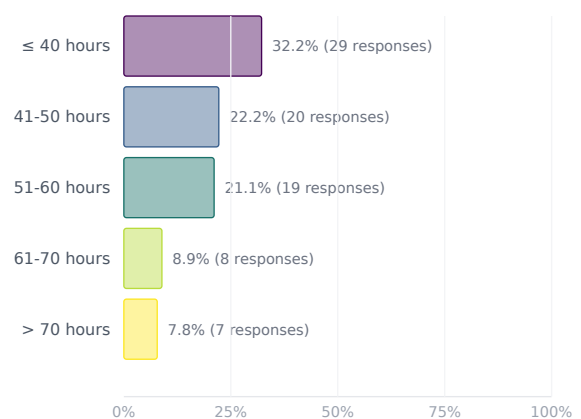
Responses to: "Which of the following categories best describes your current working situation as a journalist?" (20% weight in financial dimension)



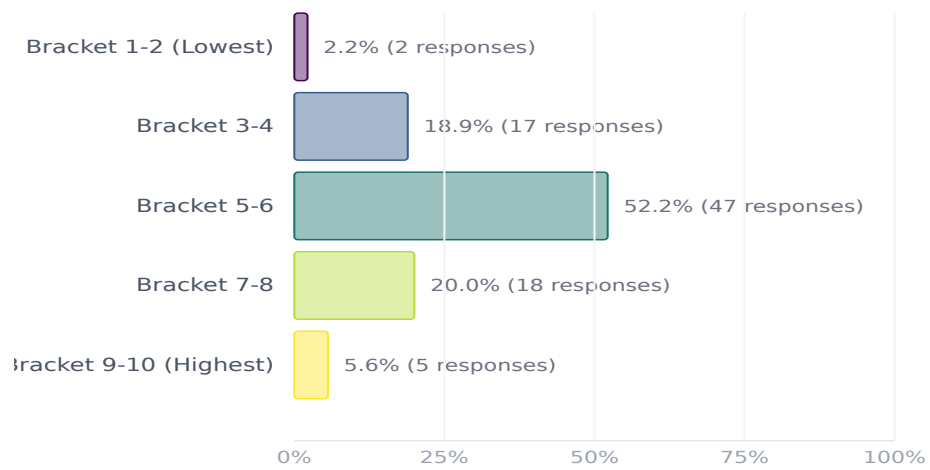
Responses to "Approximately what percentage of your overall work-related income comes from your work as a journalist?" (20% weight in financial dimension)



Responses to: "How many hours a week on average do you work as a journalist?" (20% weight in financial dimension)



Responses to: "In which of the following categories does your salary as a journalist fall?" (20% weight in financial dimension)



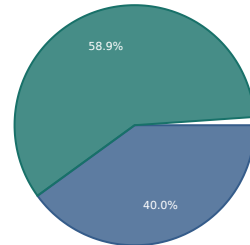
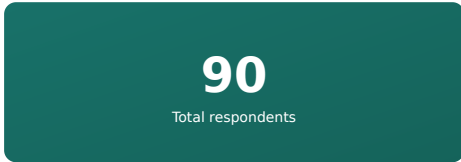
Options are given on a 10-point scale specific to each country.

Demographics

This section contains demographic information about survey respondents from Bhutan.

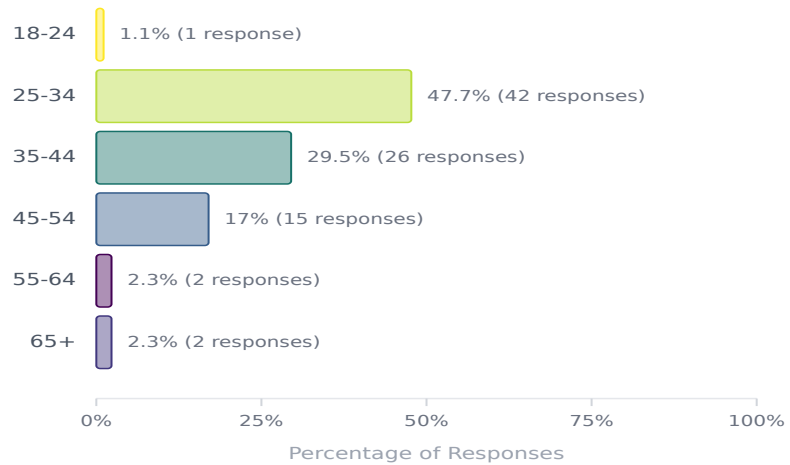
Gender Breakdown of Respondents

Survey Participation

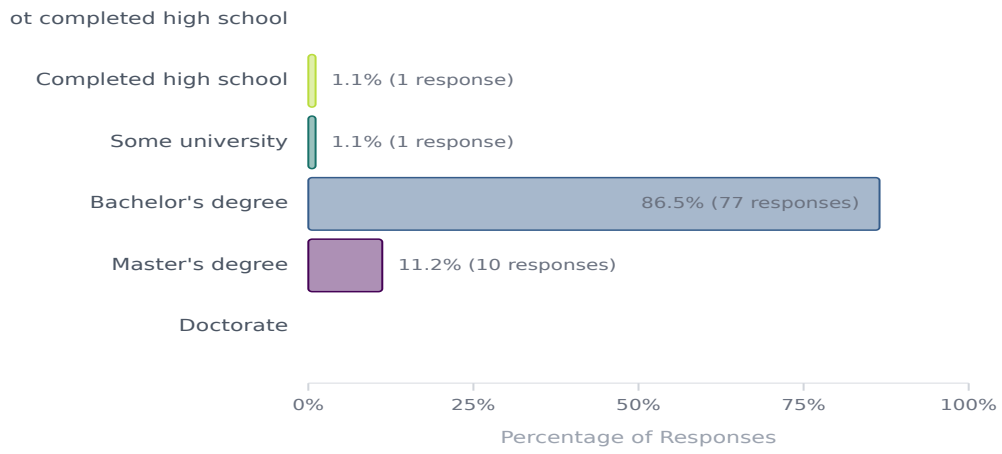


Male (36, 40.0%) Female (53, 58.9%) Other (0, 0.0%)

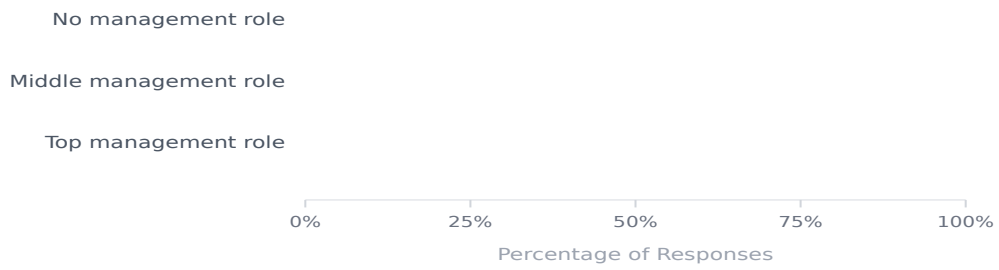
Age Distribution of Respondents



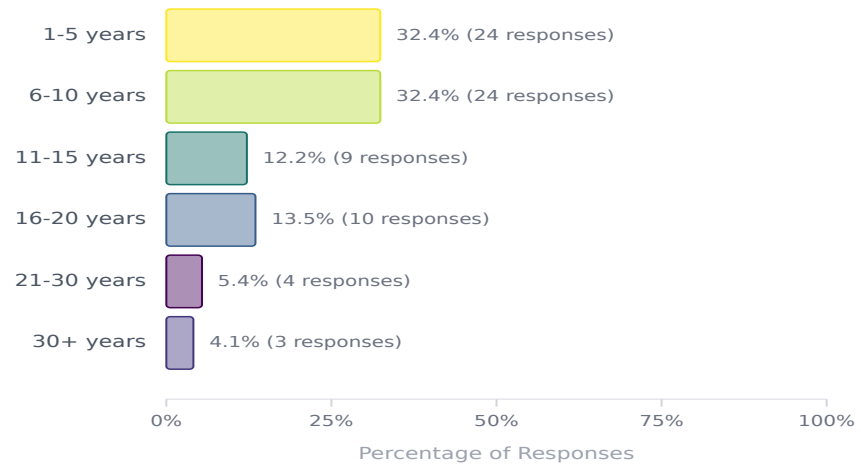
Education Level of Respondents



Workplace Position of Respondents



Years of Experience as Journalist



For more detailed information about the methodology and complete findings, please visit the full country page at: <https://safetyofjournalists.org/index/country/bhutan>

© 2026 - A joint initiative between the University of Liverpool and the Worlds of Journalism Study, in co-operation with UNESCO

For more information, visit safetyofjournalists.org

Document generated automatically on May 6, 2026 at 15:35